



Document No.: SWF Decompile Expert

SWF Decompile Expert

Bear Flash Software Ltd.

<http://www.bearflash.com>



Pages Order

What is SWF Decompile Expert.....	Pages 3-4
Using SWF Decompile Expert.....	Pages 5-13
How to buy SWF Decompile Expert.....	Pages 14
Who We Are.....	Pages 15
FAQ.....	Pages 16-17

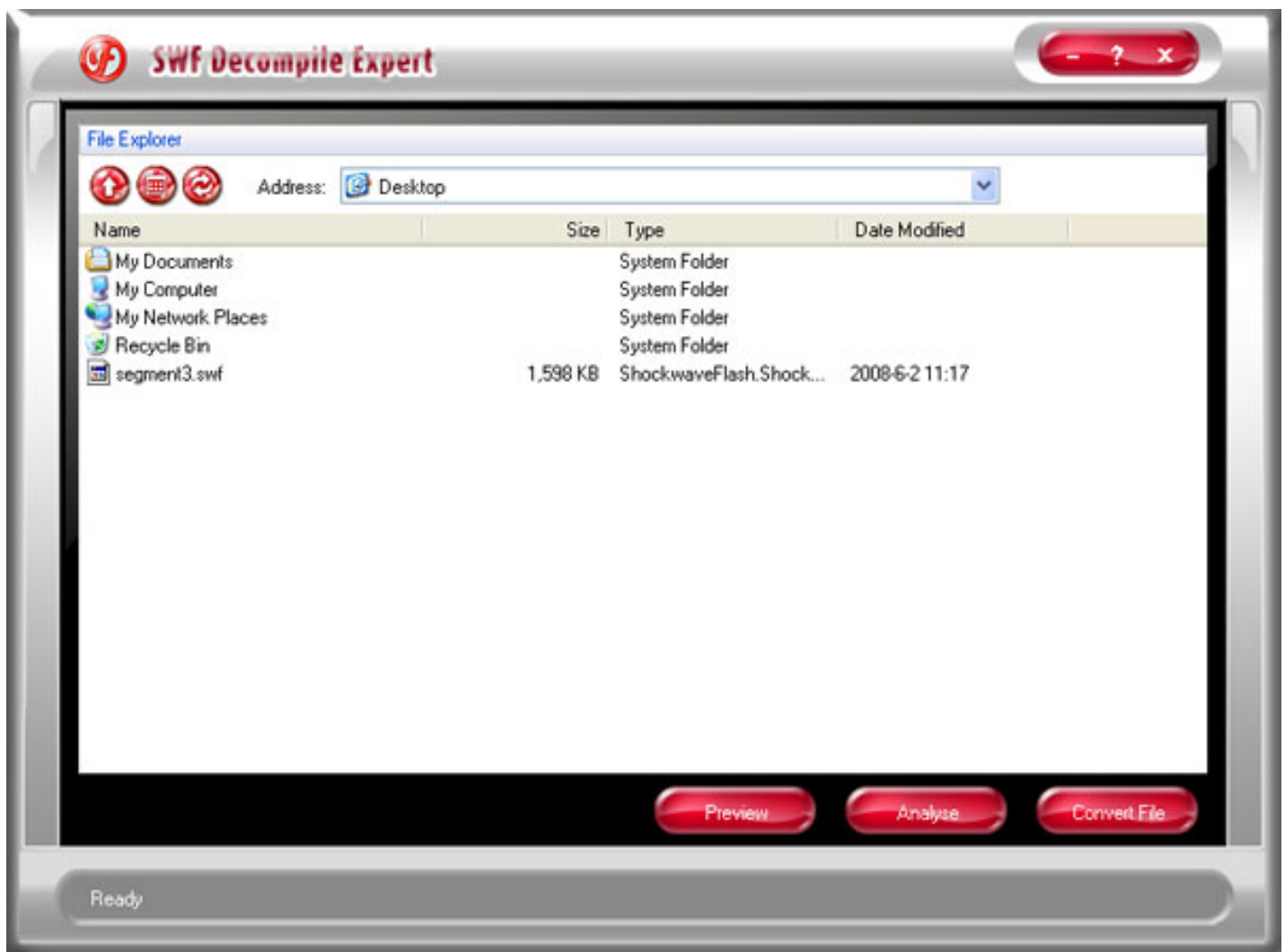


What is SWF Decompile Expert

SWF Decompile Expert is the fastest and most reliable solution for users especially to completely decompile any SWF file. With the high-speed decompiling encoder, you really won't find any application that decompiles faster than **SWF Decompile Expert**!

You can export all resources of flash movie and save them to your hard drive. For example, you can export sound and save it as wav or mp3 format; save image as Bmp, jpg, png or pcx format; save video as flv format; save text as txt format...and much more!

Try **SWF Decompile Expert** to decompile flash and experience better digital life Now!



Features of SWF Decompile Expert:


- Perform full conversion between SWF and FLA with high quality.
- Browse and preview any resource before exporting
- Export FLA data to recover flash files.
- Export resource of any movie.
- Provide detailed information of all elements.
- Edit the dynamic texts of current flash.
- Replace the images of current flash.
- Change the background color of any SWF file.
- Many other convenient features for professional SWF decompilation!




Convert between EXE and SWF file


SWF Decompile Expert allows you to convert flash files between EXE format and SWF format. This page will guide you to convert files step by step:

1. Open SWF Decompile Expert.

2. Click  button, which is located at the bottom right of the interface.



3. Then you will see a "Convert File" window that locates at the right of interface. Click  browse button to select the path of the desired flash file.


4. Finally, click  button and select output directory in a pop-up "Save As" window.




Export FLA data

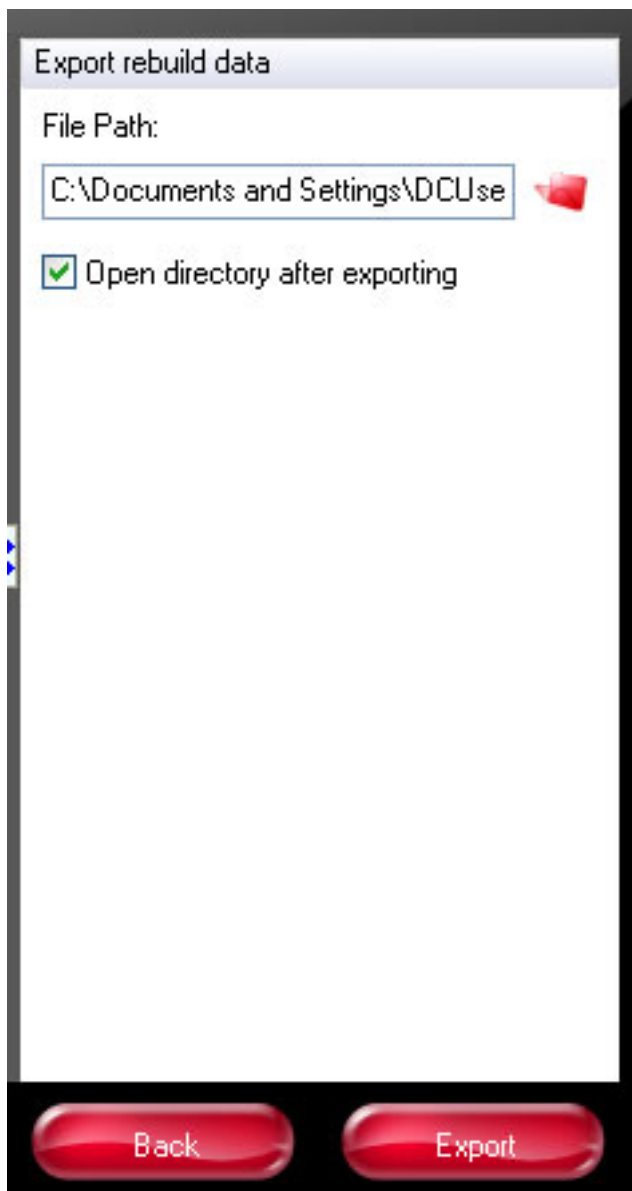
SWF Decompile Expert provides powerful function for users to export FLA data which can be rebuilt and edited in native flash environment.


1. Open SWF Decompile Expert.

2. Click  button, and select the desired flash file.

3. Tick the components you want to export in resources list then click

 button which locates at the bottom right of the interface.
An export data window will be displayed on the right of the interface:



4. Click  button to select the path of the desired flash file. Check or uncheck the "**Open directory after exporting**" box.

5. Click  button to start.

 **Note** : To open the file "rebuildcommand", you should install "Macromedia Flash Professional 8" . Then, it will generate a FLA file automatically.

Limitation of unregistered version: You can only export FLA data for 6 times.





Export Resources

With **SWF Decompile Expert**, you can easily export all elements such as sound, images, video, shapes, frames, morphs, fonts, texts, buttons, sprites and ActionScripts embedded in a Flash movie and save them as other formats you wish.

1. Open SWF Decompile Expert.




2. Click  button, and select the flash file you want to export.

3. Tick the components you want to export in resources list then click  button which located at the bottom right of the interface.

4. Select desired format and target folder ("**Path**" field) . Check or uncheck the "**Open directory**

after exporting" box. Click  button to start the export process.



 **Limitation of unregistered version:** You can only export resource data for 6 times.




Edit SWF files


SWF Decompile Expert offers the feature of editing SWF files, it lets you easily edit images, texts of any Flash movie. The edited result will be saved and will be played immediately.


Edit texts:

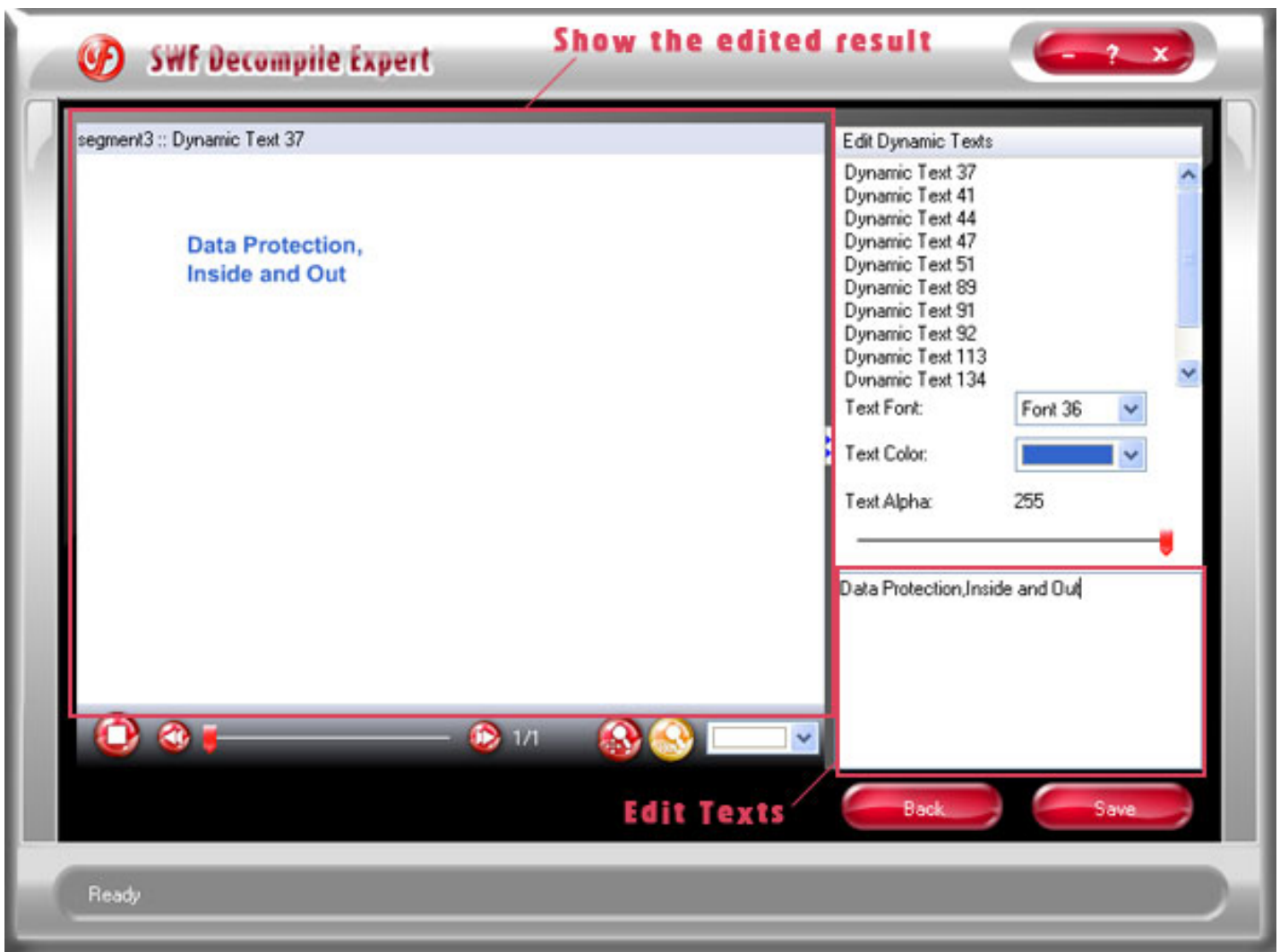
With this feature, users can adjust the size, font, color of selected texts at will.


1. Open SWF Decompile Expert.

2. Click  button, and select the desired flash file.

3. Click  button which located at the bottom right of the interface.


4. Click  button, then edit the selected texts in the box which located at the bottom right of the interface.






5. Finally, click  button to apply all the changes to current flash file.

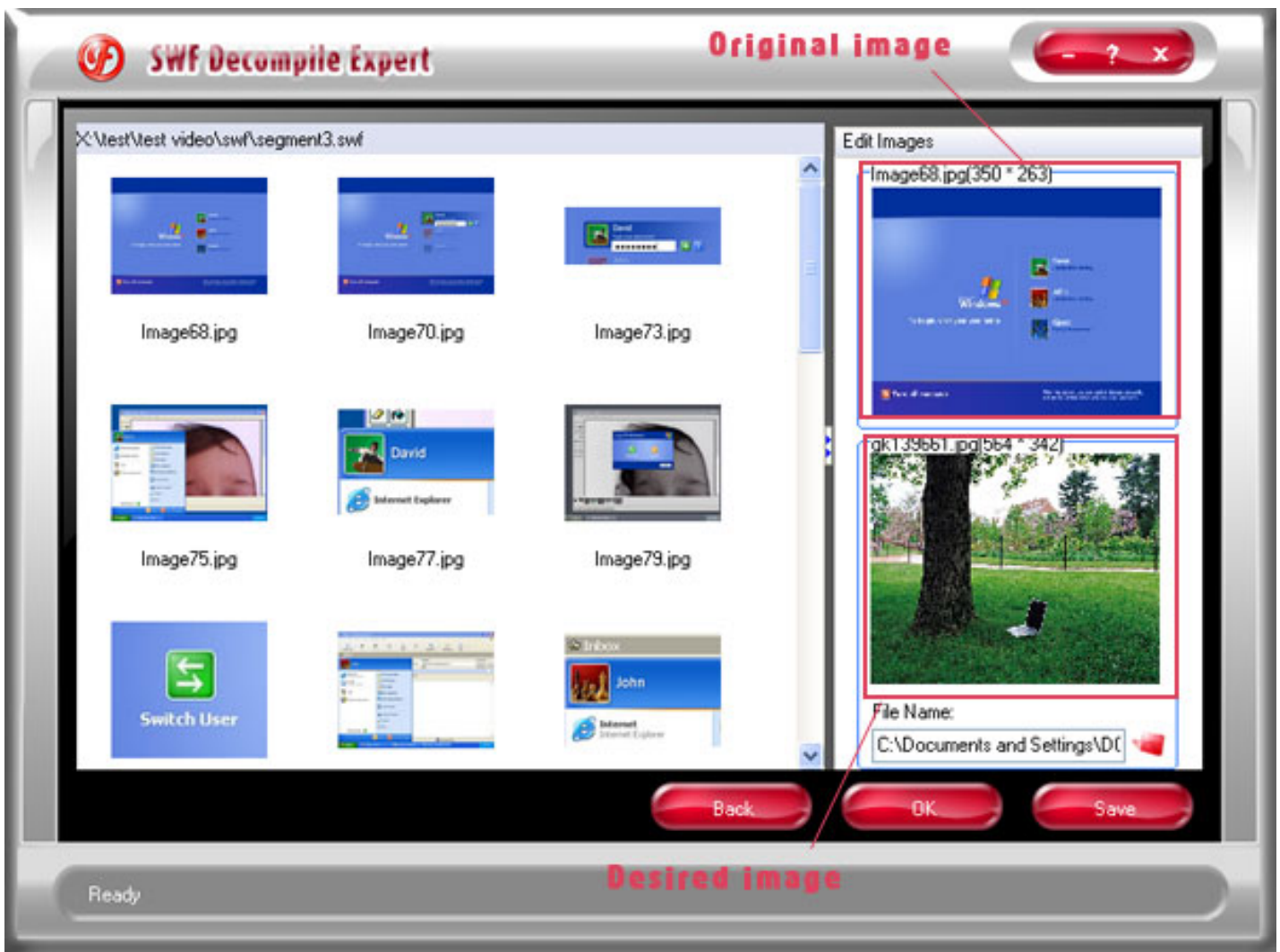
Replace Images:

1. Open SWF Decompile Expert.

2. Click  button, and select the flash file you want to edit.

3. Click  button which located at the bottom right of the interface.

4. Click  button, then choose an image by pressing  browse button to replace original one with your desired image manually.



5. Finally, click  and  button to apply all the changes to current flash file.



How to buy SWF Decompile Expert

Software Name	Price	How to buy
SWF Decompile Expert	\$37.99	Buy Now

Within 24 hours after purchasing it, customers will receive the Registration code to unlock SWF Decompile Expert trial version.

Benefits of registration

1. Full functions of SWF Decompile Expert.
2. Free online upgrades on main version with Lifetime Upgrade Policy.
3. **30-Day Money-Back Guarantee** if you are not satisfied with this product!

We accept MasterCard / Eurocard, Visa, American Express, and Diner's Club online. Alternatively, we support bank transfer/wire transfer, we accept Checks and Money Orders through postal mail.



Who We Are

Company Information

Bear Flash Software Ltd is a private company dedicated to flash decompiling software development. Our mission is to develop and supply innovative and easy-to-use products for the Windows platform. Bear Flash Software Ltd. has become one of the fastest-growing and most successful new companies on the Internet.

Products and solutions

All of our solutions are backed by tech support, made up of an expert team of professionals available at all times.

Contact us

If you have any questions, comment or suggestions about our solutions, please don't hesitate to [contact us](#). We'll be delighted to hear from you.



FAQs

Q: Is the trial version different from the purchased version?

A: A trial version is available for all of our products and can be downloaded from our [Download Center](#) . There are some limitations on our trial version:

1. SWF Decompile Expert Free Version enables you to experience its professional and innovative features within 30 days.
2. Function Limitation. SWF Decompile Expert Free Version allows you to export resource data for only 6 times.
3. FLA export Limitation: SWF Decompile Expert Free Version allows you to export FLA data for only 6 times.

For registered customers, we offer a series of benefits, such as discount products from Bear Flash Software Ltd, powerful customer service and free updates.

Q: How to edit texts?

- A:**
1. Click "Analyze" button to select the flash file you want to edit.
 2. Click "Edit swf" button.
 3. Click "Dynamic Text" button to edit the selected texts in the box which located at the bottom right of the interface
 4. Click "OK" and "Save" button to apply all the changes to current flash file.

Q: How to replace images?

- A:**
1. Click "Analyze" button to select the flash file you want to edit.
 2. Click "Edit swf" button.
 3. Click "Image" button to choose an image by press browse button to replace current one of your desired image manually.
 4. Click "OK" and "Save" button to apply all the changes to current flash file.

Q: What will happen after I send in the order?

A: Normally, you will receive a license within immediately after sending the online order form, and you can register your software. If you do not receive your registration information within 24 hours, or if you have lost the registration email, please contact us at support@bearflash.com. We love to help you.

Q: More...

A: If you have a question that was not addressed by this document, please contact our support team via support@bearflash.com. We will reply you within 1 business day.